

# M & M ACCESS LTD

THANKYOU FOR DOWN LOADING THIS PRODUCT INFORMATION

**Scroll down to view the products data sheets and specifying sheets**

**If you are specifying this product for a particular project we would kindly appreciate being notified of the details via one of the following methods**

Telephone: 01604 751111

Fax: 01604 756666

E-mail: [sales@m-maccess.co.uk](mailto:sales@m-maccess.co.uk)

We would like to thank you for your valuable time.

M & M Access Ltd  
Unit J, KG Business Centre  
Kingsfield Close  
Kings Heath Industrial Estate  
Northampton  
NN5 7QS

# Roofdor

Applications

Roof Access

## Roofdor / S – Standard Roof Hatch

Standard type Roof Access Hatches are available as single leaf and double leaf doors. Designed with weatherproofing in mind. Comprising a double skinned insulated Aluminium Lid construction filled with 25mm CFC and HCFC free insulation with a U-Value of 0.45 W/m<sup>2</sup> to BS3958: Part 5: 1986 and sound reduction of 45db Rw measured in accordance with ISO 140-3: 1995, offering excellent sound absorption properties with a high level of thermal insulation against condensation and heat loss. Roof hatches have a standard **200mm upstand** (other sizes available) and are fitted with Gas Spring assisted opening, together with a safety hold open stay which helps to prevent against accidental closure.

Heavy duty aluminium hinges are fitted as standard to support the lid.

The lid features an integral wrap over edge and neoprene seal ensuring full weather protection.

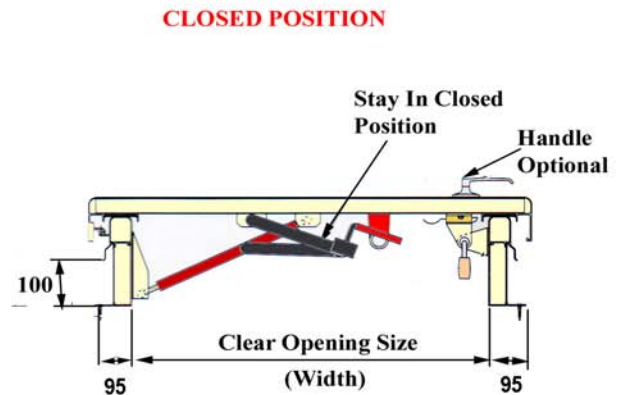
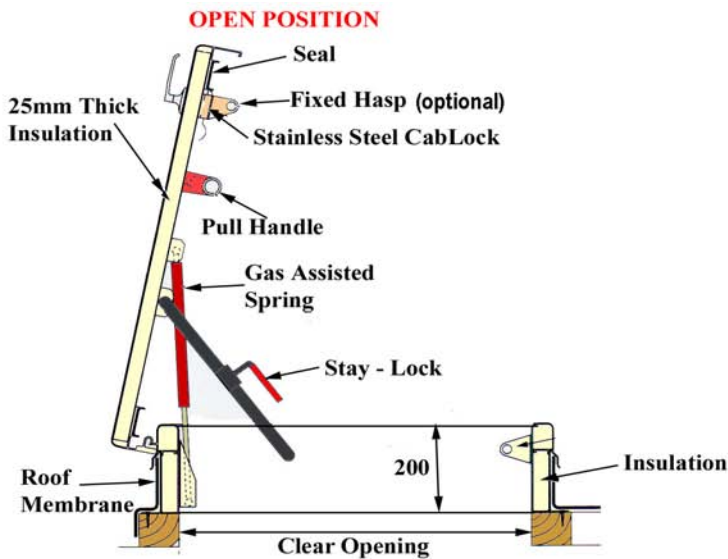
A stainless steel cab lock is used to hold the lid closed which can be opened from the inside only (other locking options are available).

The Roofdor / S panels are available as Non Fire Rated, **1, 2 or 3 Hour Fire Resistance** for integrity to BS476: Parts 21 and 22: 1987.

### Standard Roof Hatch



### Glazed Roof Hatch – Double Leaf



### Optional Extra's

Stainless Steel Construction  
Hasp and Staple  
External Handle  
Outside Opening  
Inside and Outside Opening  
Key Operated Deadlock  
Polyester Powder Coated

### Sizes

Roofdor's are made to suit the customers required size.  
Direct your enquiries to  
[M & M Access Ltd](http://www.m-access.co.uk)

**CAD Drawing Available on request**

Information is correct at time of Print but may be subject to change at management's discretion.

## Accessories

Roofdoor access hatches may benefit from a safety grid / ladder extension providing safe access when exiting the roof hatch once in the upright position and acting as a safety barrier when in the closed position.

Fixed Ladders to gain access up to the roof hatches are available and can be supplied with an optional retractable handhold or easy fixing wall rungs.

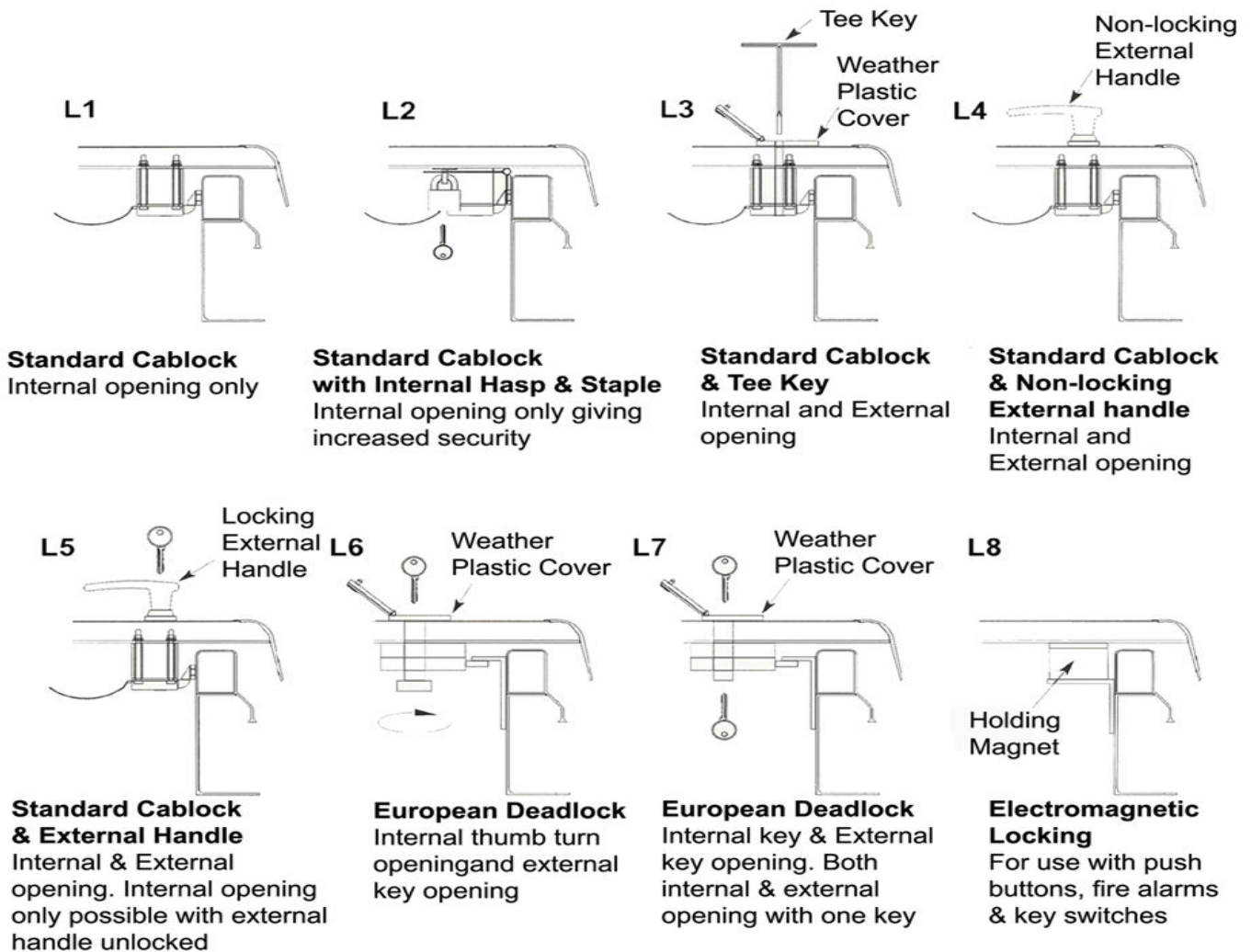
Spring assisted counterbalanced foldaway ladders may be an ideal alternative solution to gain access to roof hatches which are simply fixed into the void and can be hidden by the installation of an Internal Ceiling Access Panel fitted into the suspended ceiling.

(Refer to the Ladder Section and Ceiling Section on our website or contact our Sales Office for further information)

Roof Hatches can be controlled by an electrical actuator or pneumatic cylinder if required with a variety of controls to choose from together with optional battery back up control unit.

An electromagnetic lock is fitted to the Roof Hatches where smoke and natural ventilation access is required of which can be wired to the fire alarm system for automatic opening.

## Locking Options for Standard Roof Hatches



Information is correct at time of print but may be subject to change at management's discretion.

## Roofdor / S

Roofdor hatches to be supplied by M & M Access Ltd Unit J, KG Business Centre, Kingsfield Close, Kings Heath Industrial Estate, Northampton NN5 7QS  
Tel: 01604 751111 Fax: 01604 756666

Roofdor / S **Single / Double** leaf (Delete as applicable) standard roof access hatch to have a clear opening size of

------(H) x -----(W) and Hinged on----- Side

Aluminium double skinned lid supported by heavy duty hinges with gas spring assistance, safety hold open stay and stainless steel cab lock to be opened from Inside only – (L1) refer to locking details for further options

Roofdor / S to be **NFR / 1HFR / 2HFR / 3HFR** (Delete as applicable) and will be Mill Finished. (Unless instructed otherwise)

### Options

SS	Stainless Steel
PPC	Polyester Powder Coated
(L1-L7)	Locking Options

contact M & M Access Ltd for further assistance.