

M & M ACCESS LTD

THANKYOU FOR DOWN LOADING THIS PRODUCT INFORMATION

Scroll down to view the products data sheets and specifying sheets

If you are specifying this product for a particular project we would kindly appreciate being notified of the details via one of the following methods

Telephone: 01604 751111

Fax: 01604 756666

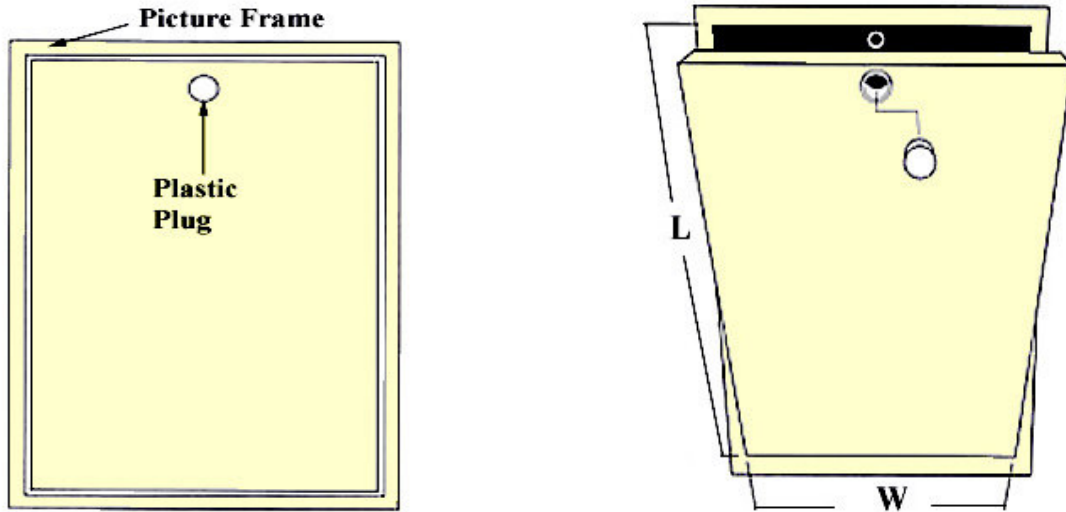
E-mail: sales@m-maccess.co.uk

We would like to thank you for your valuable time.

M & M Access Ltd
Unit J, KG Business Centre
Kingsfield Close
Kings Heath Industrial Estate
Northampton
NN5 7QS

Loftdor - PF / 1HR

Applications Loft Access **Dry lined Timber Roof Structure**



Comprising a flap down lockable steel door for access to loft areas allowing the door to hang clear of loft ladders (supplied by others) when in the open position.

1 Hour Fire Rated fitted with fire shield backing board and expanded fire retardant **3mm x 10mm** draught strip.

Assessed on the basis of test conducted to BS 476 Part 2: 1987.

The Loftdor is designed to fit between a maximum 47mm wide, 600mm centre joists or trusses and when installed, will fit flush to the ceiling.

Door tray formed from **1mm thick Zintec**.

Frame formed from **1.2mm thick Zintec**.

Comprising a 25mm wide picture frame surround.

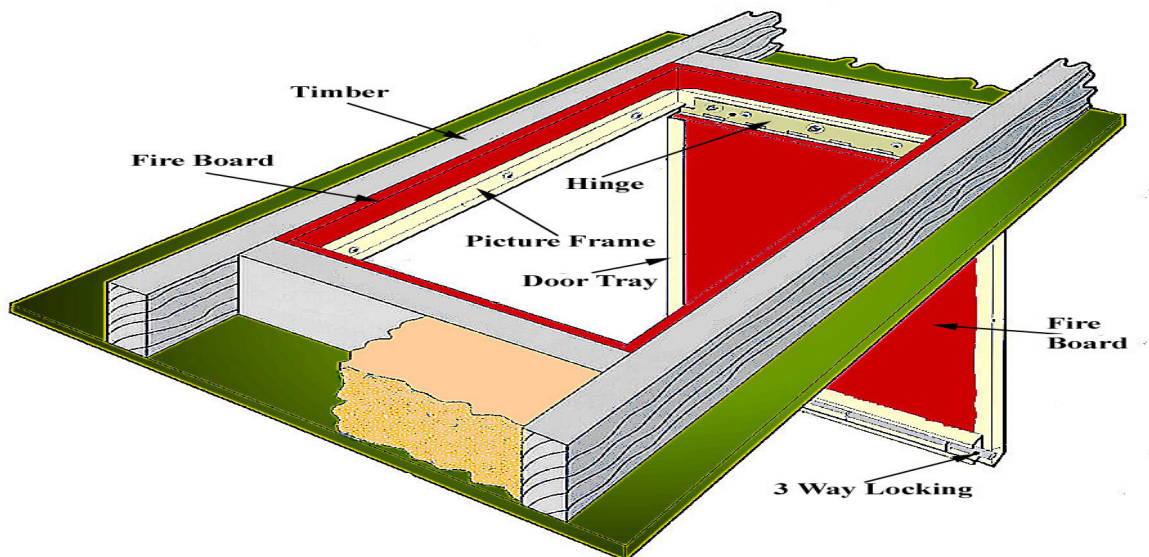
Continuous **1.2mm thick** zinc coated mild steel reverse hinge located on M6 screws welded to the frame and secured with nuts and washers, and spot welded to the door tray.

Locking by budget lock with slot insert at door leading edge.

White plastic removable cap to keyhole.

Visible face polyester powder coated RAL 9010 20% gloss.

(Illustration below shows 3 Way Locking System fitted)



Optional Extra's

Non Fire Rated.

Beaded Frame for tape and joint.

Security Locking.

3 Way Locking System

Sizes

Inside Frame Dimensions in mm

L (Length) W (Width)

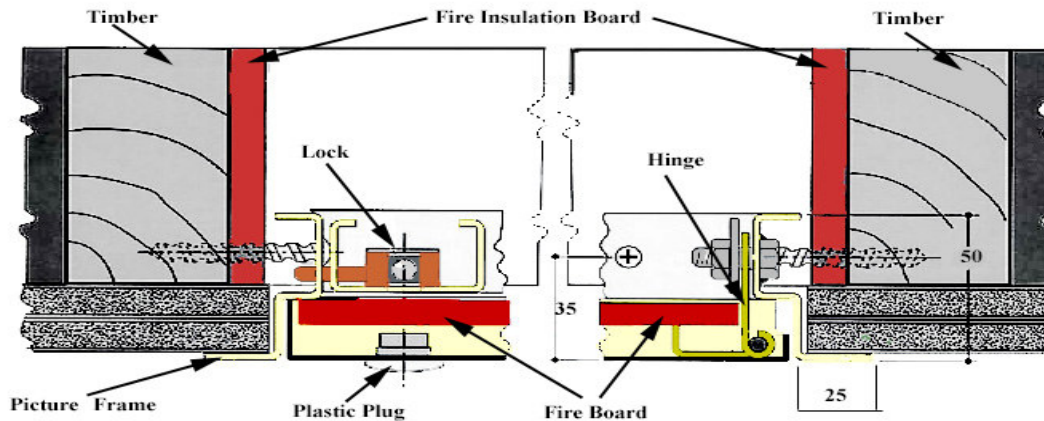
745 530

630 530

Bespoke sizes available on request

Information is correct at time of print but may be subject to change at management's discretion.

Applications



Forming Apertures

Fix timber cross noggins spanning between joists / trusses at required access point to form a minimum clear opening. Line the openings inner 4 faces with 10mm thick fire insulation board.

Operation

Opening

- 1) Remove plastic plug from keyhole with fingernail lift.
- 2) Insert screwdriver into keyhole and turn anti-clockwise supporting the weight of the door and then let the door down gently.

Closing

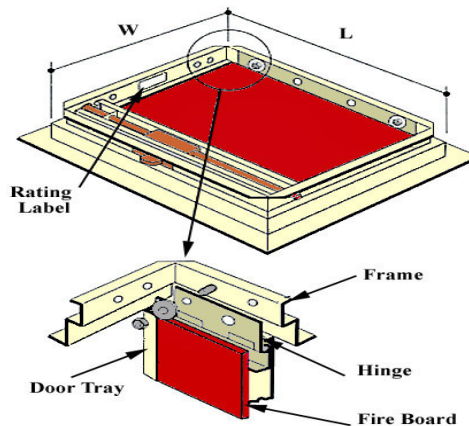
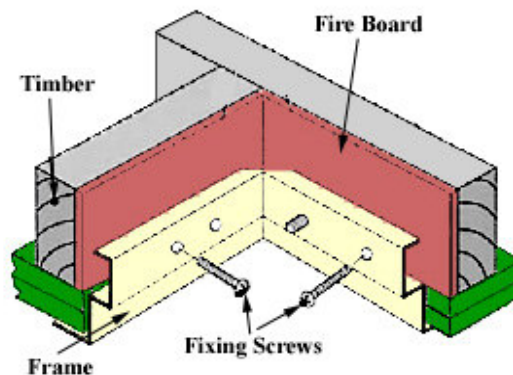
- 1) After leading edge of door enters panel frame insert screwdriver into keyhole.
- 2) Located slot and align screwdriver then turn clockwise.
- 3) Replace plastic plug into keyhole.

Instructions

Before installation check on rear of the panel to ensure the fire rating shown on the frame label is no less than the Ceiling's required rating.

Fixing

- 1) Unlock the door as described in **Operation**.
- 2) Remove door from frame by releasing the nuts and washers on welded M6 screws. (Retains Nuts and Washers)
- 3) Offer frame into aperture formed and screw fix through the pre-punched holes in all the frame sides to the lined timber members.
- 4) Ensure frame is square and any substantial gaps between the frame and lined opening should be filled with loose mineral wool.
- 5) Replace door by locating the hinge over welded screws and re-fix using the retained nuts and washers.
- 6) Lock door as described in **Operation** and replace plastic plug into keyhole.



Loftdor PF 1Hr

Loftdor panels to be supplied by M & M Access Ltd - Unit J, KG Business Centre,
Kingsfield Close, Kings Heath Industrial Estate, Northampton NN5 7QS
Tel: 01604 751111 Fax: 01604 756666

Loftdor PF access panel to be -----(L) x -----(W)
(See below for sizes available) and have a fire resistance of 1Hr.

Manufactured from Zintec with Budget lock with Slot Insert and white plastic plug to key hole.
Door and Picture Frame detail finished on visible face polyester powder
coated Ral 9010 20% gloss (White).
Door tray will incorporate factory fitted fire resistant material and Loftdor PF 1Hr will hang clear of loft ladders
(Supplied by Others).

Panels to be ready for Ceiling installation and fitted according to instructions
supplied by M & M Access Ltd.

Standard Sizes

L	x	W
745	x	530
630	x	530

Options

SC	Safety Cord
KL	Key Lock
BF	Beaded Frame
NFR	Non Fire Rated
3WL	3 Way Locking from single keyhole
	Other Ral/BS Colours

**Other sizes and bespoke products are available please
contact M & M Access Ltd for further assistance.**