

M & M ACCESS LTD

THANKYOU FOR DOWN LOADING THIS PRODUCT INFORMATION

Scroll down to view the products data sheets and specifying sheets

If you are specifying this product for a particular project we would kindly appreciate being notified of the details via one of the following methods

Telephone: 01604 751111

Fax: 01604 756666

E-mail: sales@m-maccess.co.uk

We would like to thank you for your valuable time.

M & M Access Ltd
Unit J, KG Business Centre
Kingsfield Close
Kings Heath Industrial Estate
Northampton
NN5 7QS

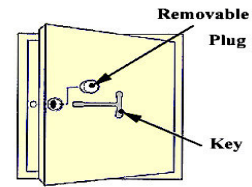
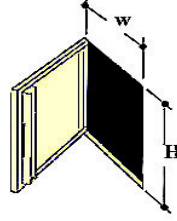
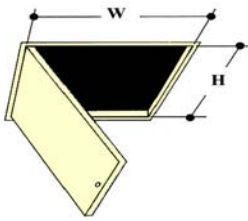
Blazedor – PF / BF – 1Hr / 2Hr

Applications

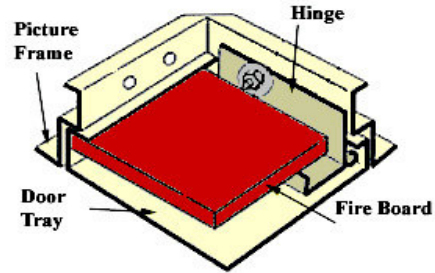
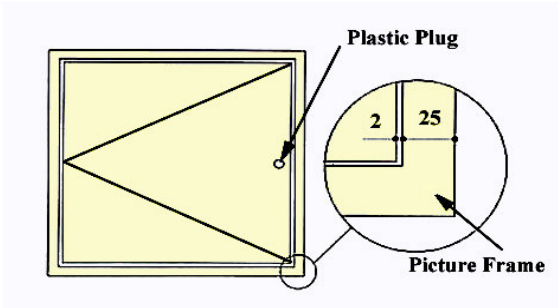
Wall

Blockwork / Masonry / Drywall Stud
Ceilings Drylined MF / Plastered X.P.M

Lock detail as below



Picture Frame - 1 and 2 Hour Fire Rated



50mm deep One and Two Hour Fire Rated fitted with 6mm / 12mm G.R.G fireboard respectively.

Tested to BS 476 Part 22: 1987, 60 / 120 minutes fire resistance.

Door tray formed from 1.0mm thick Zintec.

Frame formed from 1.2mm thick Zintec.

Comprising a 25mm wide picture frame surround giving an architrave finished appearance.

Continuous reverse hinge of 1.2mm thick zinc coated mild steel located on M6 screws welded to frame, secured with washers and nuts and spot welded to door tray.

Budget lock at door leading edge with budget lock key accessory.

White plastic removable cap to key hole.

Visible face polyester powder coated RAL 9010 20% gloss.

Sizes

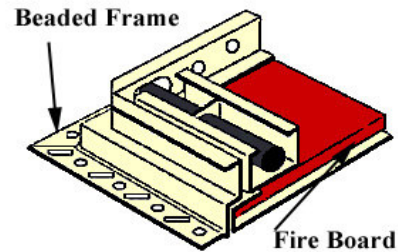
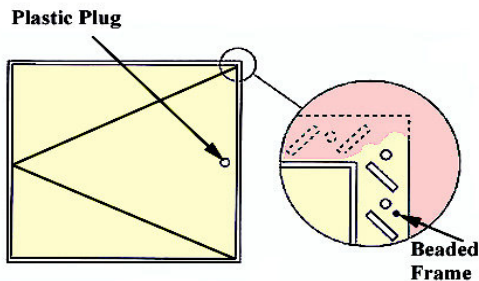
Inside Frame Dimensions in mm

H (Height)	W (Width)
300	300
450	450
550	550
600	600
900	550
1200	550

Hinged on height dimensions

Bespoke sizes available on request

Beaded Frame - 1 and 2 Hour Fire Rated



50mm deep One and Two Hour Fire Rated fitted with 6mm / 12mm G.R.G fireboard respectively.

Tested to BS 476 Part 22: 1987, 60 / 120 minutes fire resistance.

Door tray formed from 1.0mm thick Zintec.

Frame formed from 1.2mm thick Zintec.

Comprising a simulated edge bead surround for tape and joint giving a concealed frame appearance.

Continuous reverse hinge of 1.2mm thick zinc coated mild steel located on M6 screws welded to frame, secured with washers and nuts and spot welded to door tray.

Budget lock at door leading edge with budget lock key accessory.

White plastic removable cap to key hole.

Visible face polyester powder coated RAL 9010 20% gloss.

Sizes

Inside Frame Dimensions in mm

H (Height)	W (Width)
300	300
450	450
550	550
600	600
900	550
1200	550

Hinged on height dimensions

Bespoke sizes available on request

Optional Extra's on above products

Manufactured from Stainless Steel for specific environments.

Various locking mechanism's to suit customer requirements.

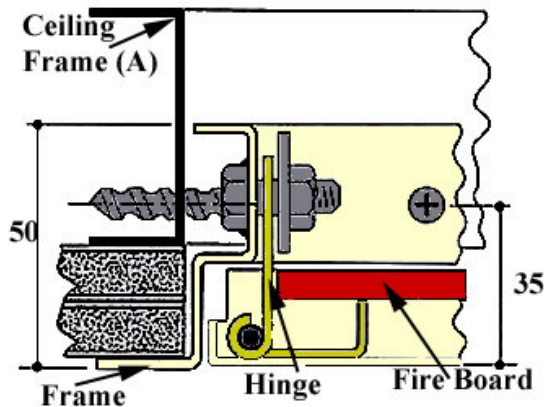
Air seals. Finished to accept on site painting.

Three way locking system is fitted as standard on larger panels.

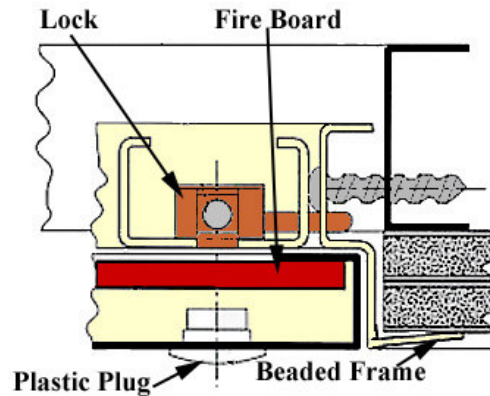
Information is correct at time of print but may be subject to change to management's discretion.

Applications

Ceiling Picture Frame / Drylined M/F



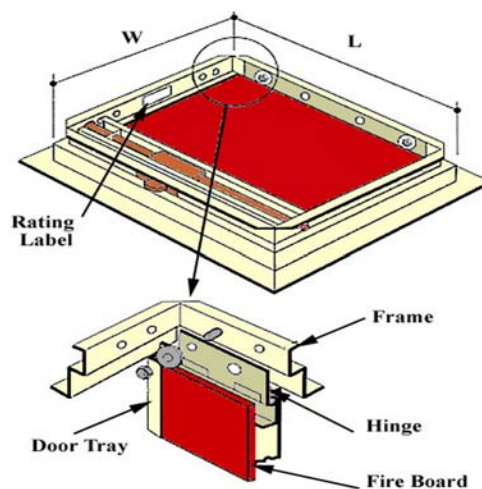
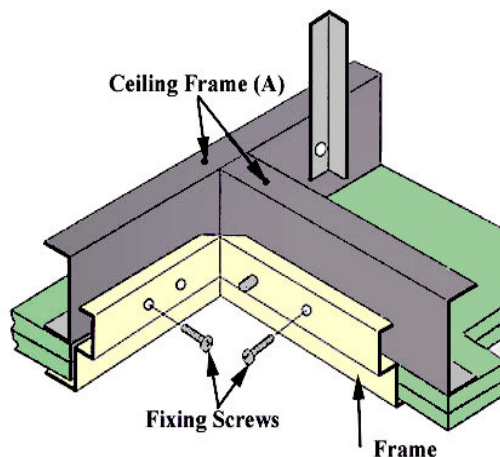
Ceiling Beaded Frame / Drylined M/F



Forming Apertures

A clear aperture in the above structures should be formed at the access point to sizes of, $(H + 10\text{mm}) \times (W + 10\text{mm})$ ensuring aperture framing members in the M/F suspension systems are sufficiently deep for span purposes and for the purpose of screw fixing the panel frames.

Wall applications – **Substitute stud for (A).**



Instructions

Before installation check on the rear of the panel to ensure the fire rating shown on the frame label is no less than the Wall or Ceiling's required rating

Fixing

- 1) Unlock the door as described in **Operation**.
- 2) Remove door from the frame by releasing the nuts on welded M6 screws (Retain in a safe place)
- 3) Offer frame into aperture formed as described in above **Forming Apertures**.
- 4) Screw fix through pre-punched holes in both frame sides (Width) to the aperture reveal.
- 5) Ensure that the panel is square by fixing shims between frame and aperture as needed.
- 6) Replace door by locating hinge over welded screws and re-fix using washers and nuts previously retained.
- 7) Lock door as across **Operation** details.

NB: Now available **2 Hour fire rated from both sides** for Wall applications – Further information is available through the sales office.

Operation

Opening

- 1) Remove plastic plug from key hole with fingernail lift.
- 2) Insert budget lock key into key hole and turn anti-clockwise supporting the weight of the door.

Closing

- 1) After leading edge of door enters panel frame insert budget lock key into key hole turn clockwise.
- 4) Replace plastic plug into key hole.

Blazedor BF 1Hr / 2Hr

Blazedor panels to be supplied by M & M Access Ltd - Unit J, KG Business Centre,
Kingsfield Close, Kings Heath Industrial Estate, Northampton NN5 7QS

Tel: 01604 751111 Fax: 01604 756666

Blazedor BF access panel to be -----(H) x -----(W)

(See below for sizes available) and have a fire resistance of **1Hr** or **2Hr** (Delete as applicable).

Manufactured from Zintec with Budget lock and white plastic plug to key hole.

Door and Beaded Frame comprising a slot and circular perforated flange detail
finished on visible face polyester powder coated Ral 9010 20% gloss (White).

Door tray will have factory fitted fire resistant material in accordance to the specified
fire rating required.

Panels to be ready for Wall/Ceiling installation (Delete as applicable) and fitted according to instructions
supplied by M & M Access Ltd

Standard Sizes

H	x	W
300	x	300
450	x	450
550	x	550
600	x	600
900	x	550
1200	x	550

H = Hinged side

Options

S/S Stainless Steel – Brushed/Polished/Mill
(Delete as applicable)

KL Key Lock

CL Chubb Lock

SC Safety Cord

S Seals

3WL 3 Way Locking from single keyhole

Other Ral/BS Colours

NB: Panels that exceed 600 x 600 – 3WL is fitted as standard

**Other sizes and bespoke products are available please
contact M & M Access Ltd for further assistance.**

Blazedor PF 1Hr / 2Hr

Blazedor panels to be supplied by M & M Access Ltd - Unit J, KG Business Centre,
Kingsfield Close, Kings Heath Industrial Estate, Northampton NN5 7QS

Tel: 01604 751111 Fax: 01604 756666

Blazedor PF access panel to be -----(H) x -----(W)

(See below for sizes available) and have a fire resistance of 1Hr or 2Hr (Delete as applicable).

Manufactured from Zintec with Budget lock and white plastic plug to key hole.

Door and Picture Frame detail finished on visible face polyester powder
coated Ral 9010 20% gloss (White).

Door tray will have factory fitted fire resistant material in accordance to the specified
fire rating required.

Panels to be ready for Wall/Ceiling installation (Delete as applicable) and fitted according to instructions
supplied by M & M Access Ltd

Standard Sizes

H	x	W
300	x	300
450	x	450
550	x	550
600	x	600
900	x	550
1200	x	550

H = Hinged side

Options

S/S Stainless Steel – Brushed/Polished/Mill
(Delete as applicable)

KL Key Lock

CL Chubb Lock

SC Safety Cord

S Seals

3WL 3 Way Locking from single keyhole

Other Ral/BS Colours

NB: Panels that exceed 600 x 600 – 3WL is fitted as standard

**Other sizes and bespoke products are available please
contact M & M Access Ltd for further assistance.**